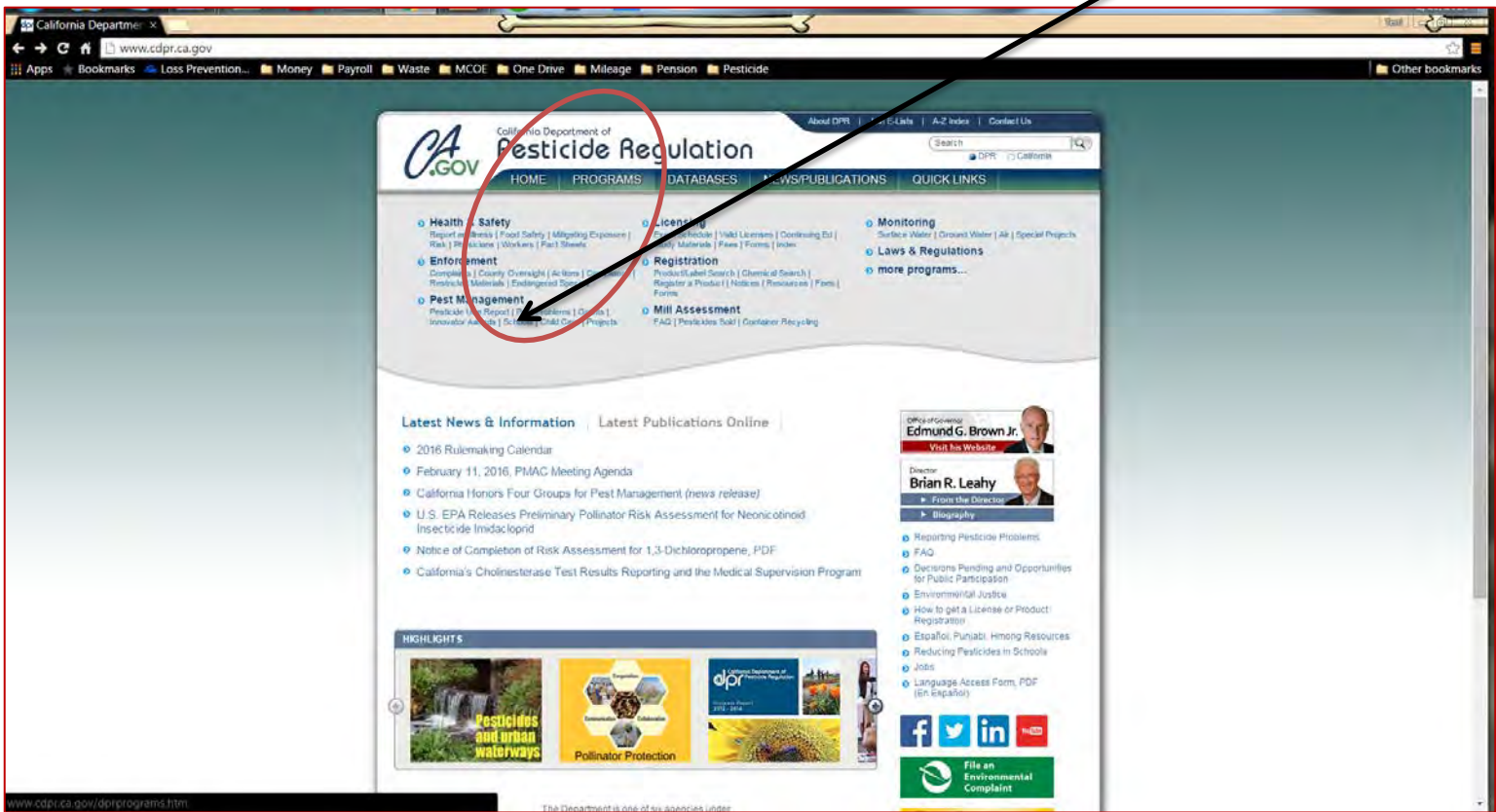
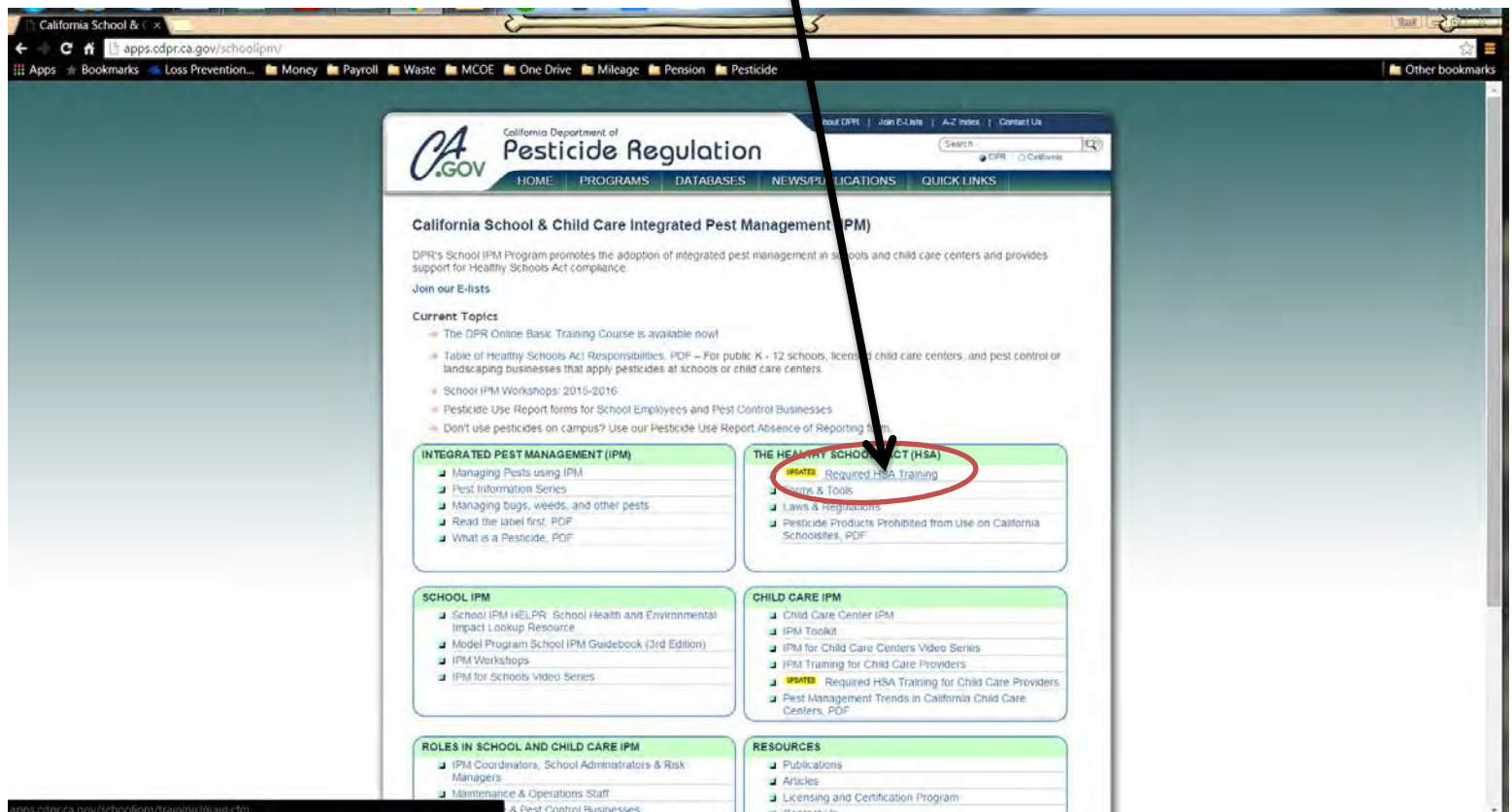


Go to www.cdpr.ca.gov . Roll the mouse over Programs and choose Schools from the drop down menu.



Once the page opens, choose "Required HSA Training"



Click on the link for the Basic DPR Course -

The screenshot shows a web browser window with the URL apps.cdpr.ca.gov/schoolipm/training/hsainf.cfm. The page title is "Required Training". On the left is a navigation menu with categories like "CALIFORNIA SCHOOL IPM", "Tools & Templates", "Required HSA Training", and "IPM Lists & Regulations". The main content area is titled "Required Training" and contains several sections:

- Required Healthy Schools Act Training**
 - What is the new HSA training requirement?** Beginning July 1, 2016 school IPM coordinators and anyone who may apply a pesticide at a school or child care center must take a DPR-approved training course before making a pesticide application.
 - Who needs to take an HSA training course?** Anyone using a pesticide, including licensed pesticide applicators, at a school or child care center needs to take an HSA training course. This includes, but is not limited to, disinfecting wipes, sanitizers, and weed-killers.
 - How often must HSA training be completed?**
 - School district staff, child care center staff, and any other unlicensed individuals using pesticides at a school or child care center must take a training course each year.
 - Licensed pesticide applicators must take a training course once during each renewal period.
 - What courses will meet the training requirement?** A course must be approved by DPR and must meet the training requirements as outlined in the Healthy Schools Act. Click the sections below for more information about approved courses.
- DPR Online HSA Courses**
 - Basic Course - AVAILABLE NOW!** <http://www.cce.csus.edu/form/department-pesticide-regulation> Basic Pest Management in the School and Child Care Settings is designed for child care providers, teachers, custodians, and food service workers.
 - Intermediate Course - COMING SOON!** Practical Pest Management Considerations to Support Healthy Kids is designed for school maintenance, operations, and facilities staff.
 - Advanced Course - COMING SOON!** Best Management Practices Around Children is designed for licensed pest management professionals. Upon completion, one hour of continuing education credit will be given to DPR and SPCB licenses.
- Other Approved HSA Training Courses**

There are no non-DPR courses approved at this time.

 - Take the DPR Online HSA Courses (listed above) to meet the HSA training requirement.

For information about how to submit an HSA course for DPR approval, refer to the HSA Required Course Components. PDF (195 kb)

Once the course registration page opens, complete the blanks with your first name, last name, and email address. Choose the Course – DPR 101 by clicking on the circle. Fill in the number shown and then click Submit.

The screenshot shows a web browser window with the URL www.cce.csus.edu/form/department-pesticide-regulation. The page header includes the Sacramento State logo and navigation links for "Programs", "Registration & Enrollment", "About CCE", and "Business Solutions".

The main content area contains the following text:

effective July 2016, mandates that any person that applies a pesticide at a schoolsite complete a minimum one-hour training course.

These online course meet the one-hour requirement for training on the safe use of pesticides in relation to the unique nature of schoolsites and children's health.

California Department of Pesticide Regulation

How to Register for DPR Courses

Complete and submit this form. Instructions to log on to the course will be sent to your email address shortly. You have 60 days from the date of your registration to complete the course you select.

Registration form fields:

- First Name: *
- Last Name: *
- Email: *

Course I would like to register for: *

- DPR 101 - Basic Pest Management in the School and Child Care Settings. This introductory course was designed for child care providers, teachers, custodians, and food service workers, but anyone can take it to meet their Healthy Schools Act training requirement. This course features a section on disinfectants as well as integrated pest management and the safe use of pesticides around children.

Please type the numbers into the box below: *

4459 *

By proving you are not a machine, you help us prevent spam and keep the site secure.

Submit

You will receive an email with a username and password, along with a link to access the course

Terri Prichard

From: Morgan Murphy <morgan.murphy@csus.edu>
Sent: Wednesday, February 03, 2016 4:12 PM
To: tprichard@sbcglobal.net
Subject: DPR101 Basic Pest Management in the School and Child Care Settings

Dear Terri Prichard,

Your account has been set up for the following course:

DPR101 – Basic Pest Management in the School and Child Care Settings

To access this course, please go to <http://online.cce.csus.edu/> and enter your user ID and password.

Your User ID is: **terri.prichard**

Your Password is: **changeme**

When you first log in, you will be prompted to change your password.

After you have successfully logged in, click on the title of your course and you will be taken to the course home page.

Technical Assistance

If you experience technical difficulties, please request assistance from the **Online Services** team at ccelearn@csus.edu or by phone at (916) 278-2740. You will receive a reply either by phone or email within 24 hours of receipt.

Sincerely,

Online Services Staff

College of Continuing Education
Sacramento State
University Email:
ccelearn@csus.edu
Phone: (916) 278-3879

Morgan

Murphy | E-

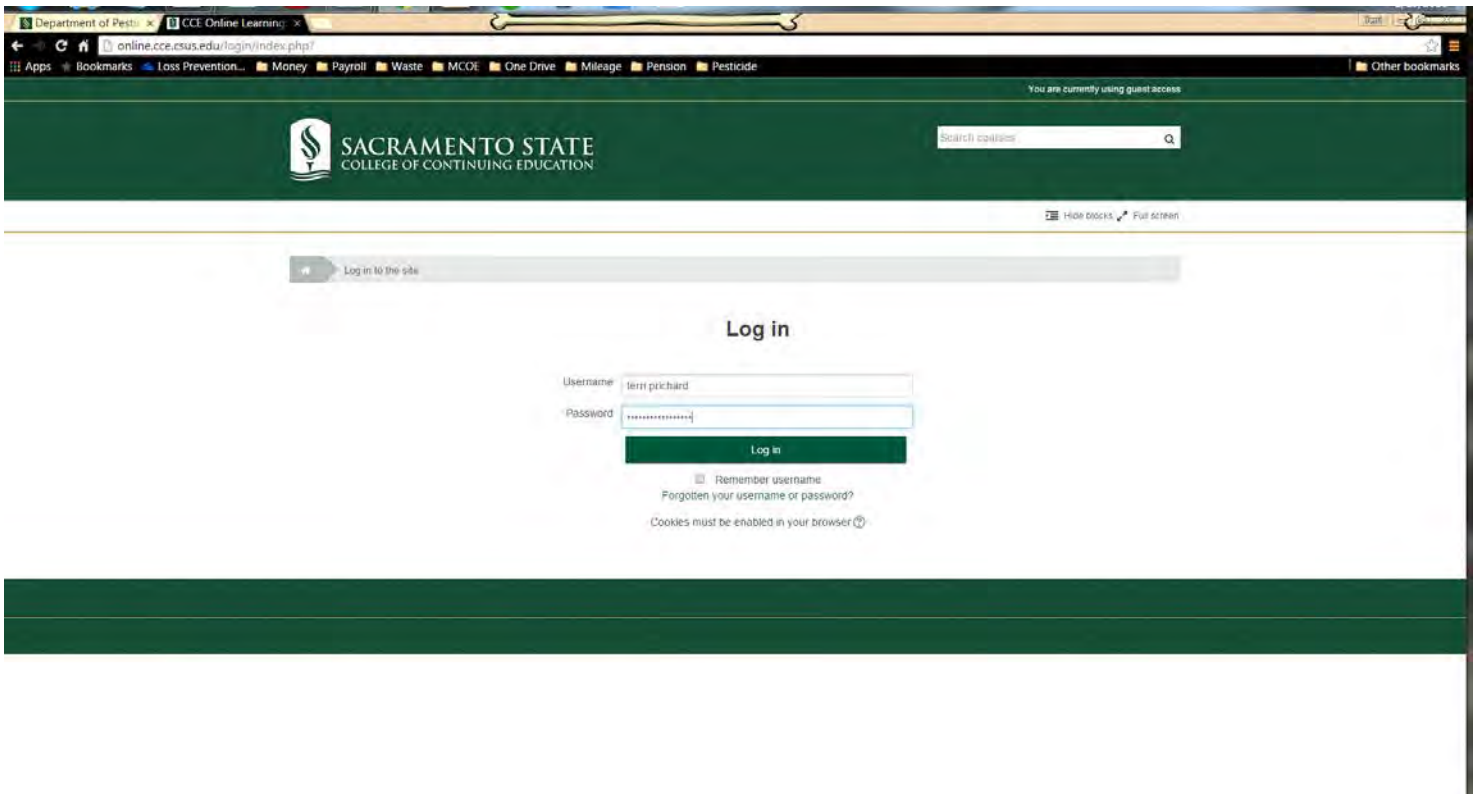
Learning Developer

College of Continuing
Education, California State
University, Sacramento

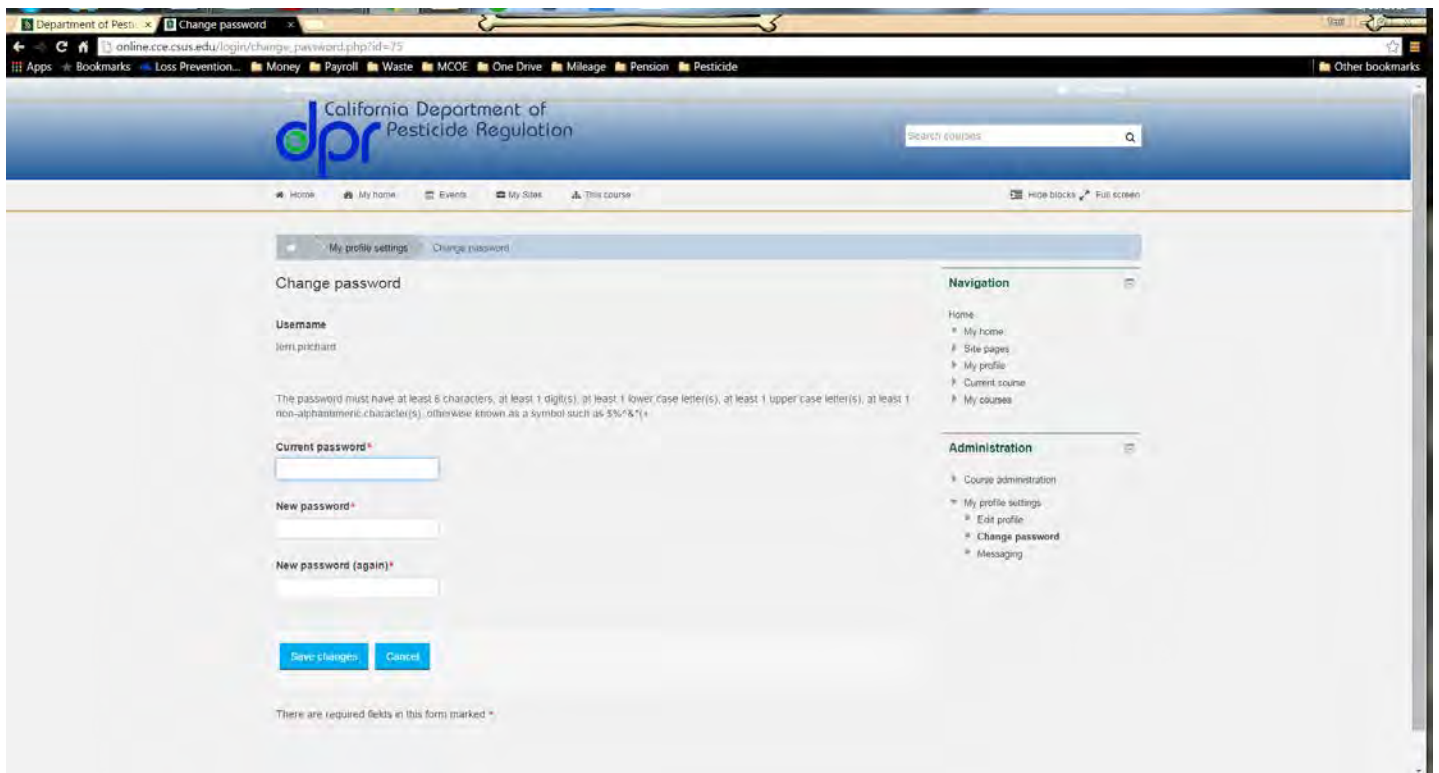
cehelpdesk.cce.csus.edu • www.cce.csus.edu

916.278.2483

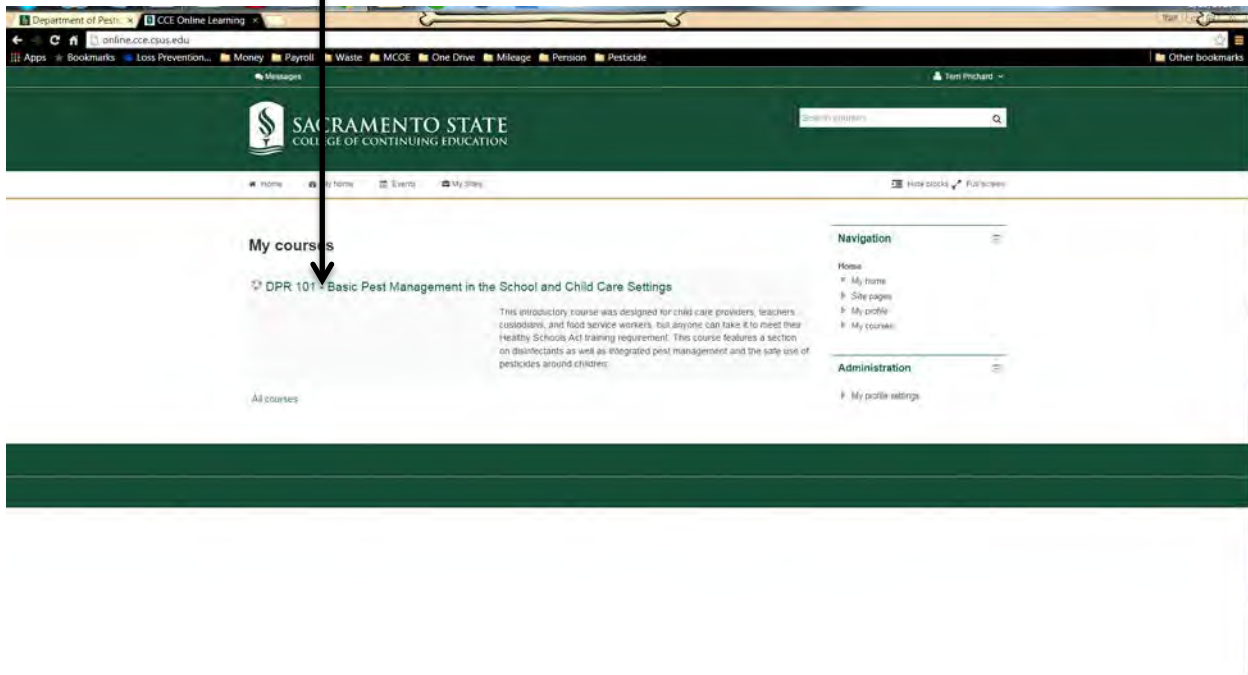
<http://online.cce.csus.edu> Once you access the page, enter the username and password you were provided, click Log In.



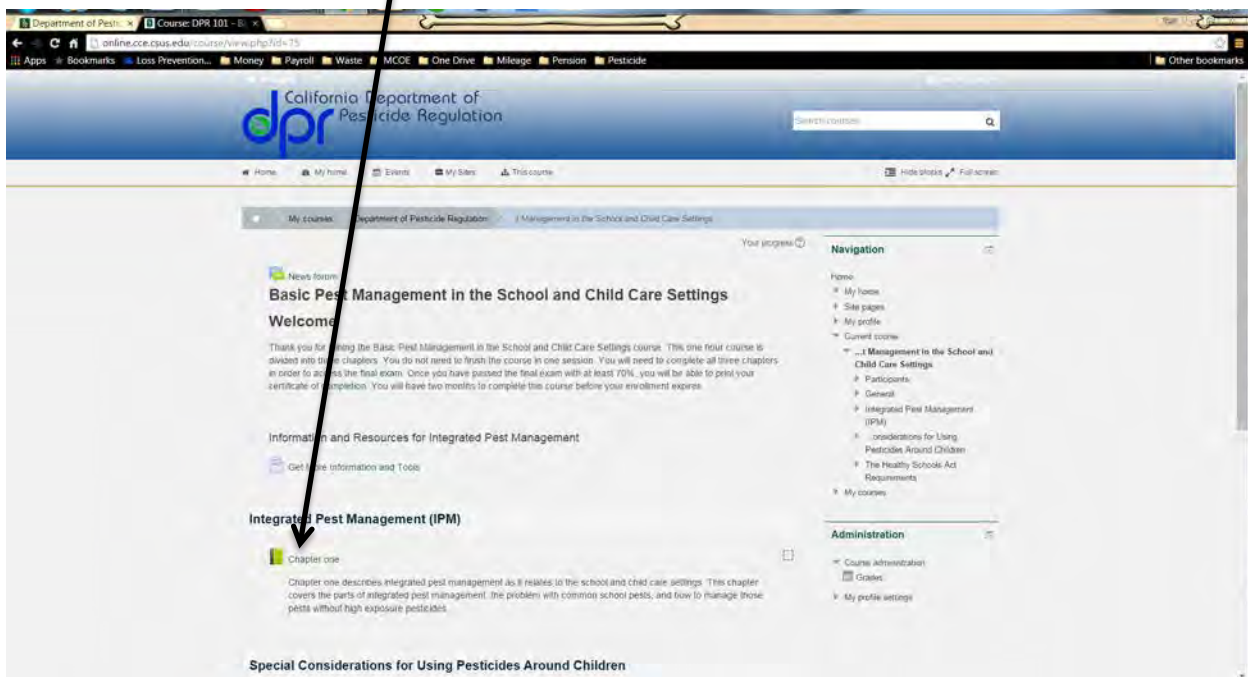
You will be asked to change your password.



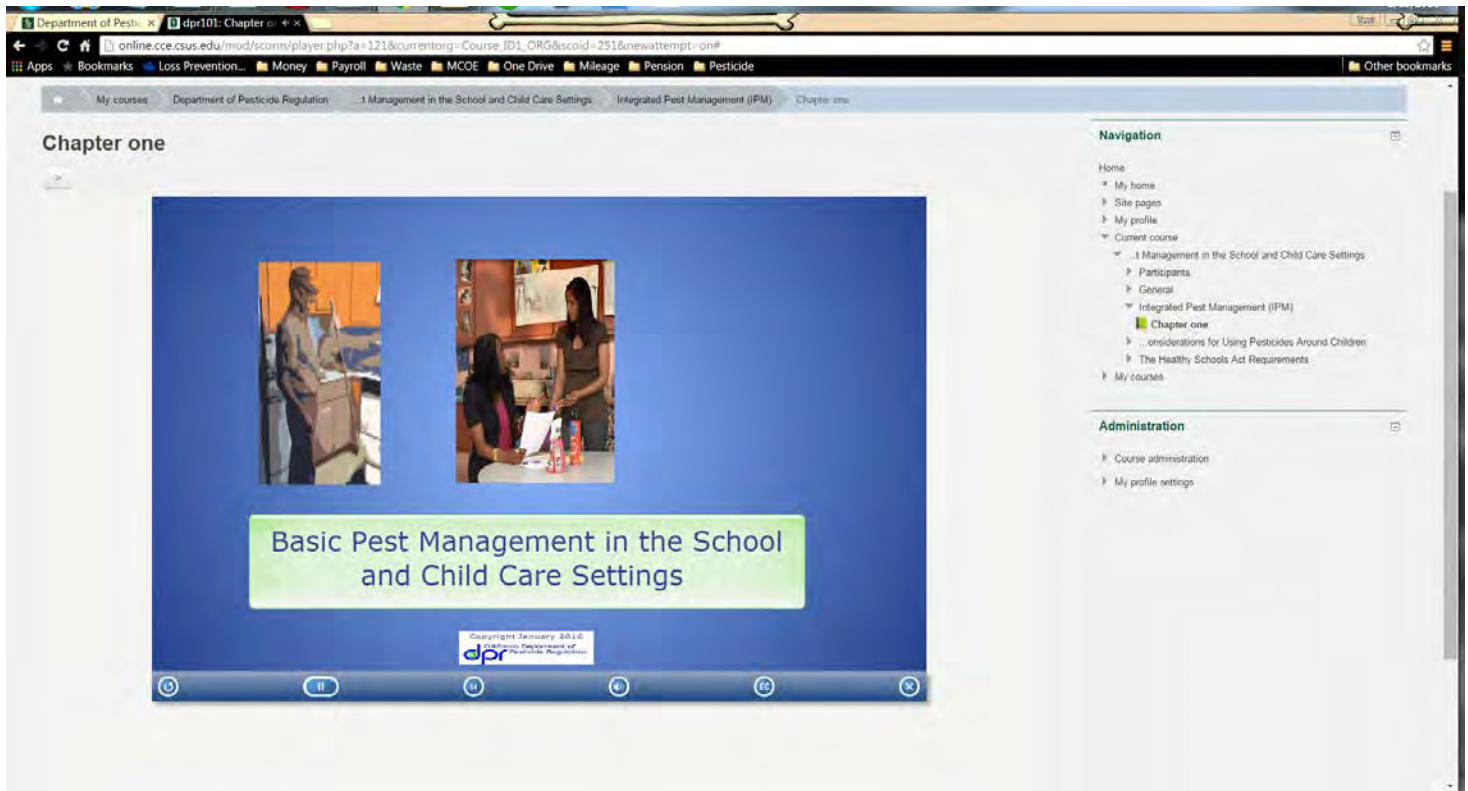
Once you change your password, you may need to Log In again and then click Continue. Choose the DPR 101 Course by clicking on the course title.



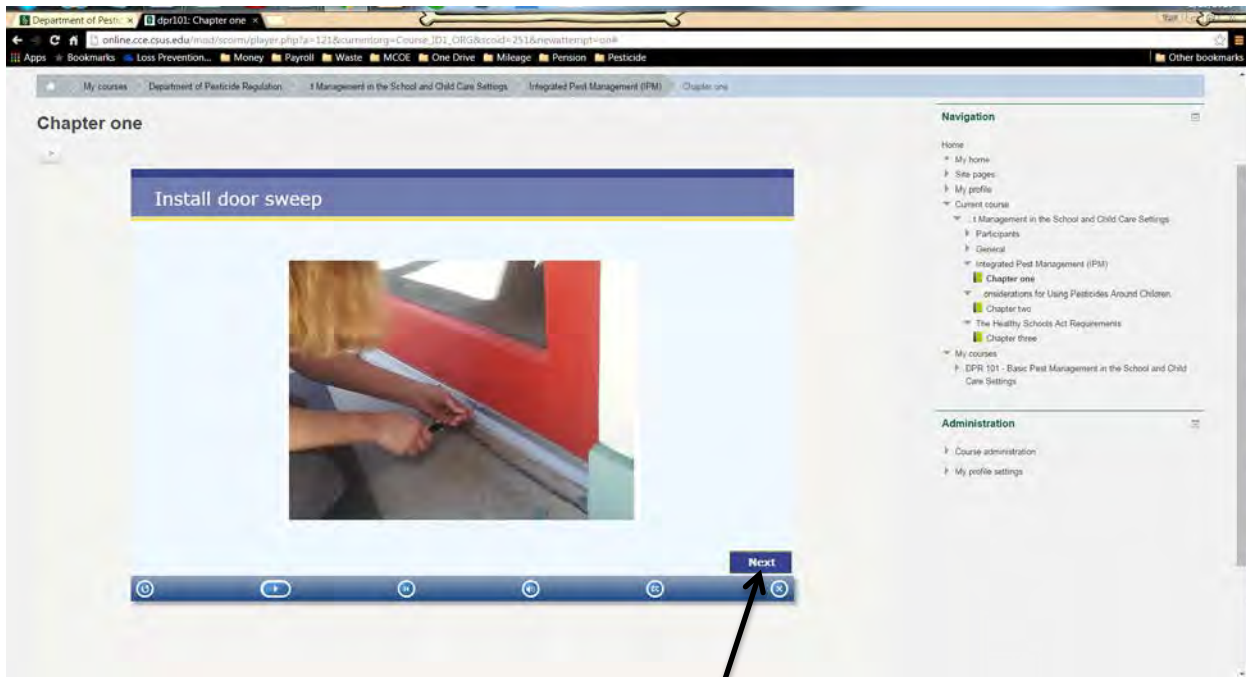
Begin by clicking on Chapter One



The course content will begin. You must complete all of Chapter One before progressing onto Chapter two. Once you have completed Chapter two- you will then be able to complete Chapter 3.

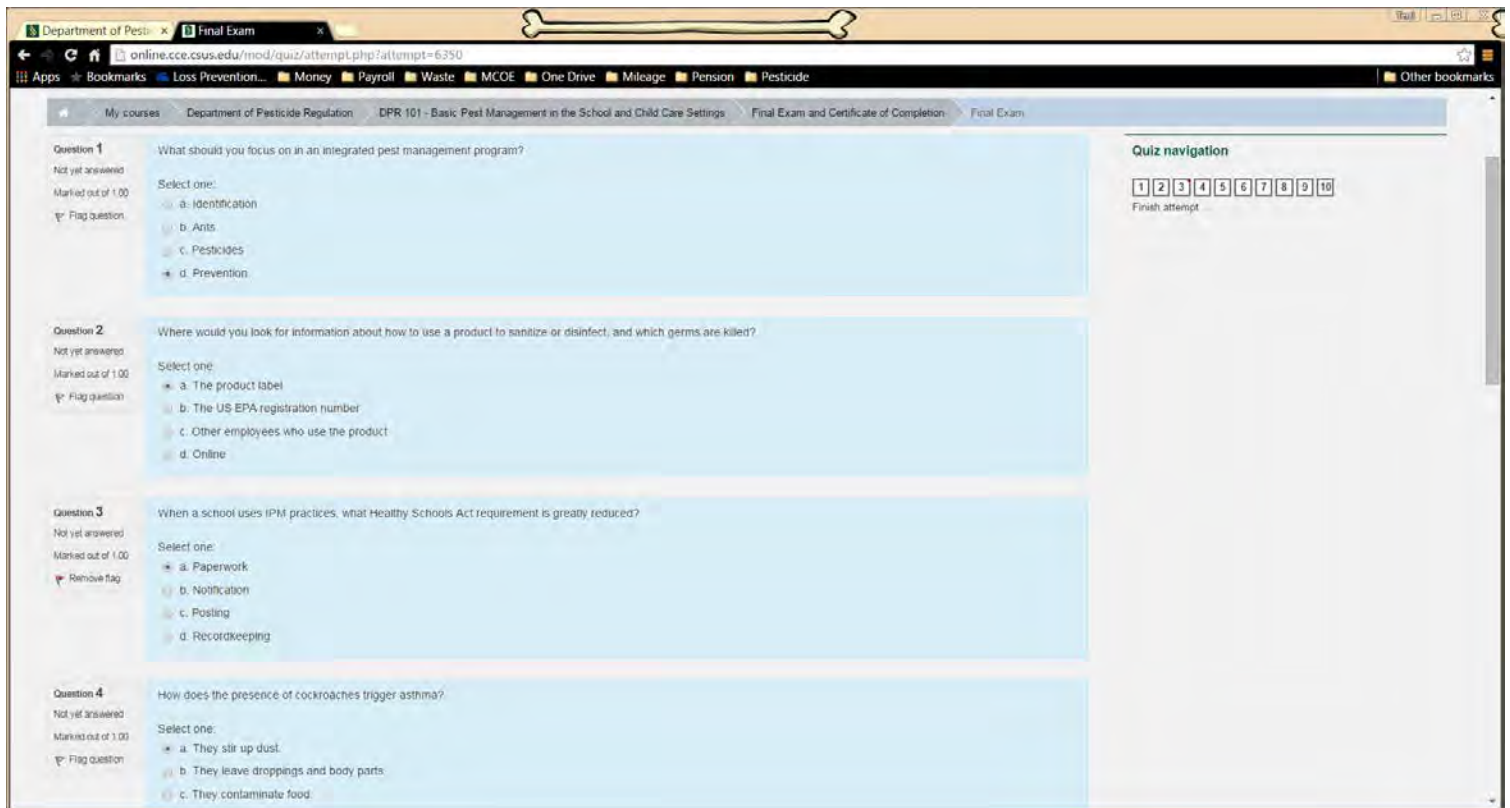


There is audio – so, be sure to turn your speakers up so that you can hear the narration.

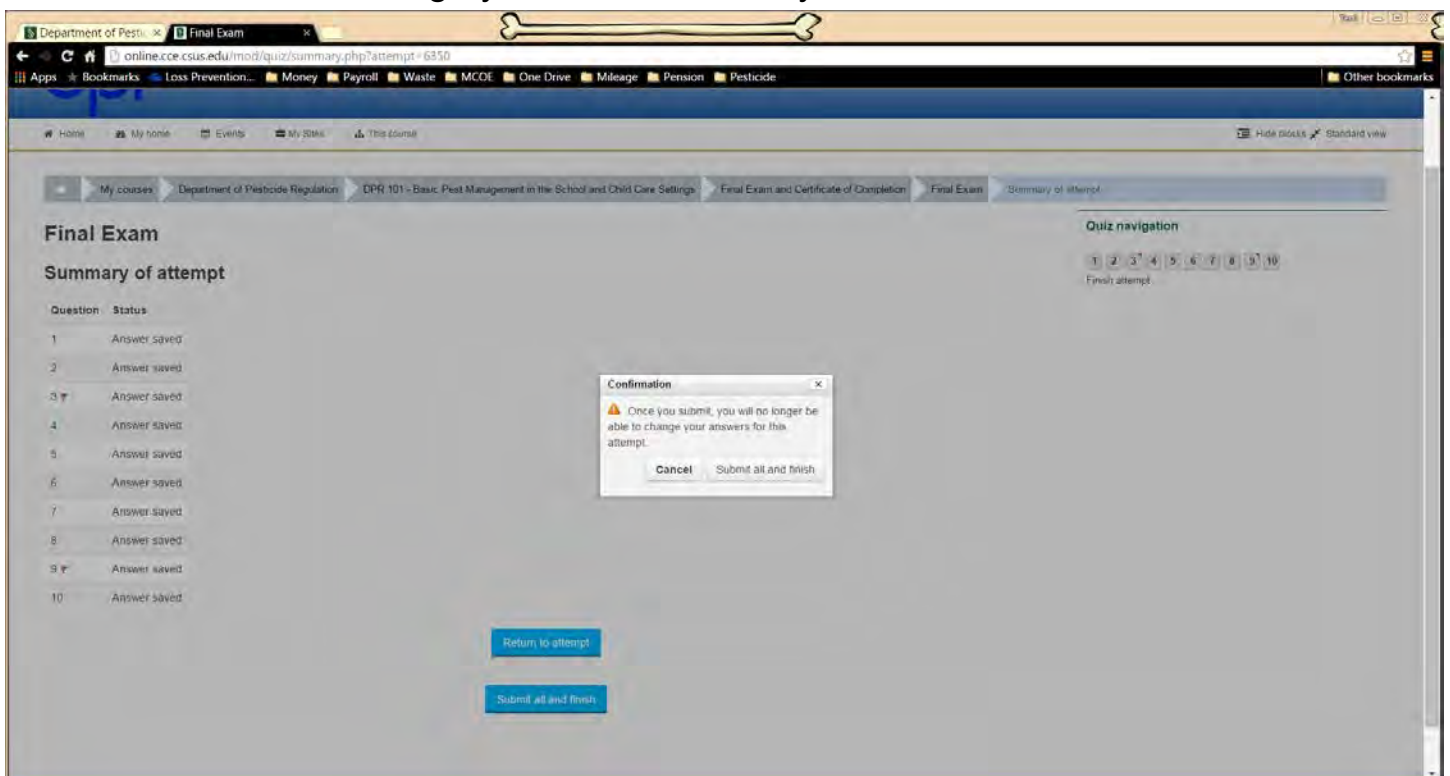


You can pause, rewind, or go back to the beginning using the bar at the bottom. You can also adjust volume and choose Close Captioning. With CC – the narration will appear at the bottom of the screen. There are several places in the course where you will need to click “Next” to continue,

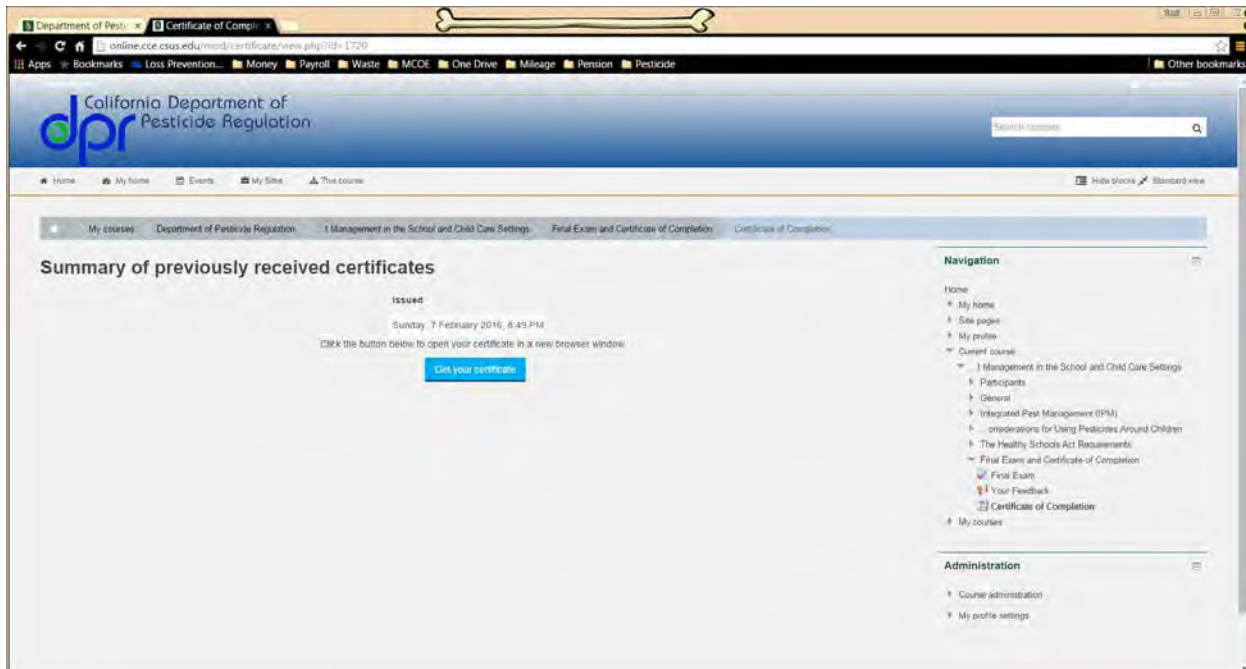
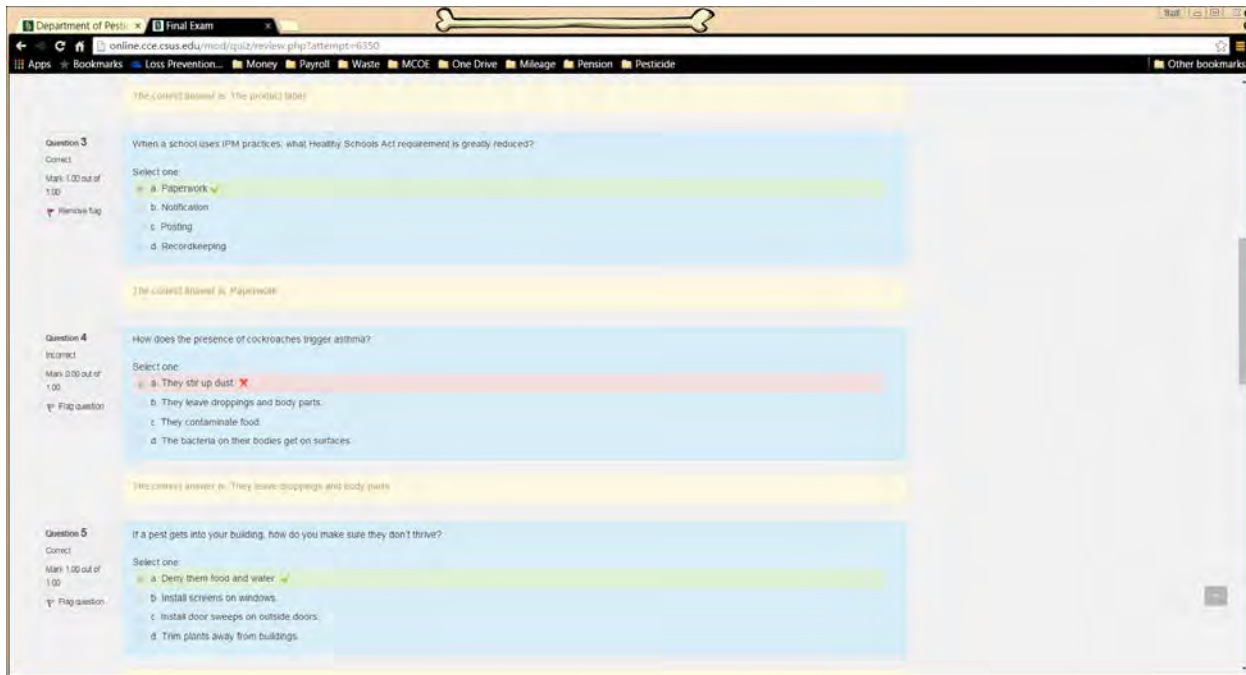
Once you have completed all three chapters, you will then be able to take the quiz. The quiz is 10 questions that are in a multiple choice format.



After you answer the question, you will be prompted to Submit All and Finish. You will not be able to change your answers after you click Submit.



Questions that you marked correctly will be marked with a green check mark.
Questions that you did not choose the correct answer, will be marked with a red X.
You must get 7 out of 10 correct.



Once you complete the quiz, you will be able to print your certificate of completion. You should save/print the certificate and provide a copy to your Supervisor.

CERTIFICATE OF COMPLETION

is awarded to

Terri Prichard

For successful completion

Basic Pest Management in the School and Child Care Settings

This course meets the training requirement of the Healthy Schools Act.

February 7, 2016

The entire course will take about an hour to complete. You may pause and return to the course content at any time. Be sure to bookmark the page so that you can easily get back to it. You will have 60 days from the date of registration to complete the course. There are help options and a site map to the right of the content.